



[Home](#) > [Cereal and oilseed rape production](#)

[Department
for Environment
Food & Rural Affairs](#)

National statistics

Cereal and oilseed production in the United Kingdom 2022

Updated 21 December 2022

[Contents](#)

[Key points](#)

[Section 1: Area, yield and production](#)

[Section 2 Methodology: Final estimates of 2022 UK cereal and oilseed production](#)

[Section 3: What you need to know about this release](#)



© Crown copyright 2022

This publication is licensed under the terms of the Open Government Licence v3.0 except where otherwise stated. To view this licence, visit nationalarchives.gov.uk/doc/open-government-licence/version/3 or write to the Information Policy Team, The National Archives, Kew, London TW9 4DU, or email: psi@nationalarchives.gov.uk.

Where we have identified any third party copyright information you will need to obtain permission from the copyright holders concerned.

This publication is available at <https://www.gov.uk/government/statistics/cereal-and-oilseed-rape-production/cereal-and-oilseed-production-in-the-united-kingdom-2022>

This release contains the final estimate of UK 2022 cereal and oilseed harvest.

Northern Ireland have delayed the release of their 2022 June survey results until January 2023, so data in this release has been carried forward from 2021.

For detailed area, yield and production results by country and regions in England go to the [accompanying data set](https://www.gov.uk/government/statistics/cereal-and-oilseed-rape-production) (<https://www.gov.uk/government/statistics/cereal-and-oilseed-rape-production>).

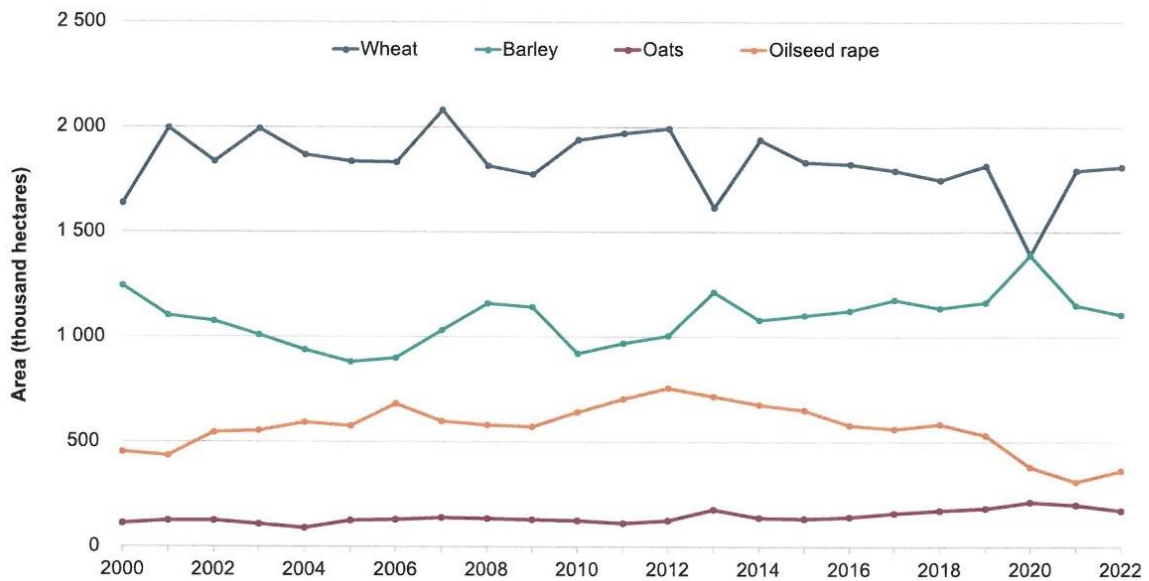
Key points

- Total cereal production in the UK increased by 8.5% to just over 24 million tonnes in 2022. Higher yields across all the main cereal crops in 2022 compared to 2021, more than offset a small decrease in the total cereal area. Overall, the prolonged dry conditions through summer led to an exceptionally early harvest and lower than normal moisture content in the harvested crops.
- The final estimate of the 2022 UK wheat harvest is 15.5 million tonnes, an increase of 11% on 2021. This is due to increases in both yield (9.9% increase to 8.6 tonnes per hectare) and area (1.0% to 1.8 million hectares).
- The final estimate of the 2022 UK barley harvest is 7.4 million tonnes, an increase of 6.1% on 2021. This comprises a 1.1% fall in spring barley production more than offset by a 17% increase in winter barley.
- In 2022 oat production fell by 10% to 1.0 million tonnes, caused by a 13% decrease in area, but partially offset by a 2.9% increase in yield.
- Oilseed rape production has increased by 39% to 1.4 million tonnes in 2022. This was driven by an 18% increase in area and a 17% increase in yield.
- In 2022, the moisture content for many crops was below the standard 14.5% for cereals and 9% for oilseed rape. In England the average for wheat was 13.6%, spring barley averaged 13.4%, winter barley 13.6% and oats 13.2%. The average moisture content for winter oilseed rape was 7.6%. Data for other countries is not available.

Section 1: Area, yield and production

Areas

Figure 1: United Kingdom crop areas



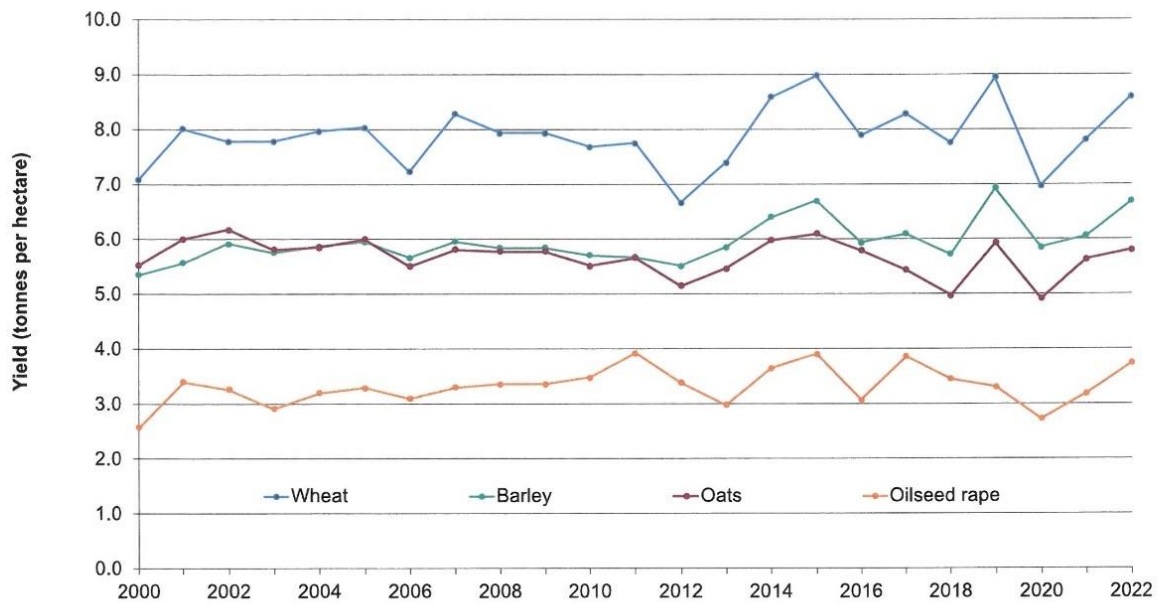
Wheat and barley areas have returned to a more typical pattern following the wet weather disruptions in 2020.

Whilst the area of oats fell by 13%, oilseed rape areas have partly recovered in 2022 with an 18% increase but still remain at a level comparable with 20 years ago. (see Figure 1).

[Download the full dataset \(https://www.gov.uk/government/statistics/cereal-and-oilseed-rape-production\)](https://www.gov.uk/government/statistics/cereal-and-oilseed-rape-production)

Yields

Figure 2: United Kingdom crop yields

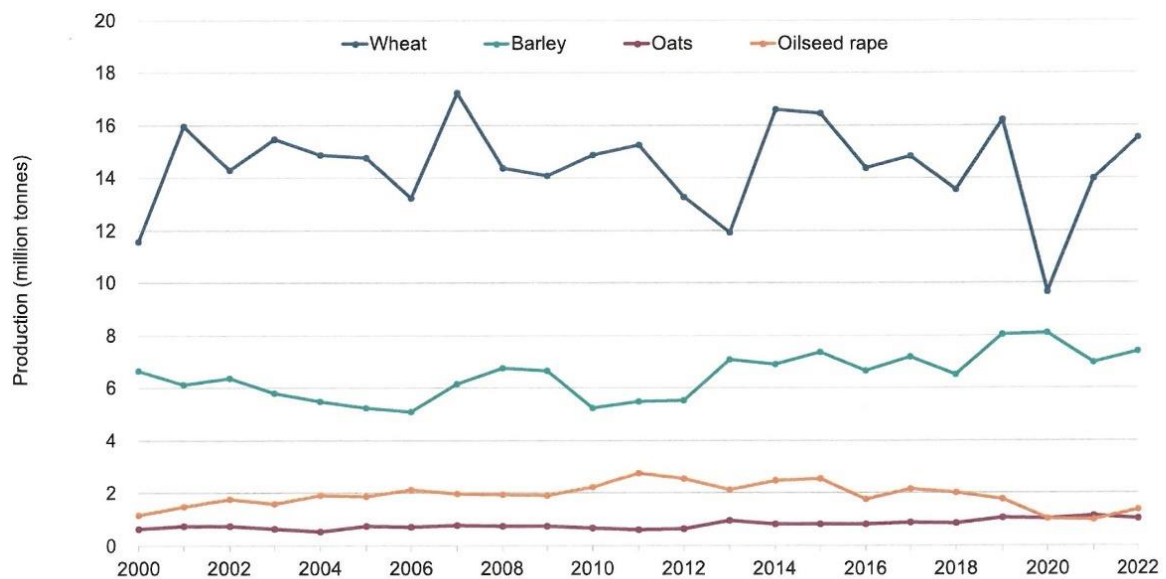


UK wheat, barley and oilseed rape yields all showed strong increases in 2022 and are now only slightly lower than the highest yields achieved over the past 20 years.

[Download the full dataset \(https://www.gov.uk/government/statistics/cereal-and-oilseed-rape-production\)](https://www.gov.uk/government/statistics/cereal-and-oilseed-rape-production)

Production

Figure 3: United Kingdom crop production



Increased yields and areas have led to strong UK crop production in 2022. Wheat is still the predominant crop with production of 15.5 million tonnes (an increase of 11% on 2021). This is a result of an increase in both yield (9.9% increase to 8.6 thousand tonnes per hectare) and area (1.0% increase to 1.8 million hectares).

The 2022 UK barley harvest is 7.4 million tonnes, an increase of 6.1% on 2021. This comprises a 17% increase in winter barley production and a 1% fall in spring barley. Yields for both winter and spring barley were above the 5 year average at 7.4 thousand tonnes per hectare and 6.2 thousand tonnes per hectare respectively.

Oat production fell by 10%, driven by a 13% decrease in area, but partially offset by a 2.9% increase in yield.

Oilseed rape production has greatly increased by 39% to 1.4 million tonnes in 2022, driven by increases in both area (+18%) and yield (+17%).

[Download the full dataset \(https://www.gov.uk/government/statistics/cereal-and-oilseed-rape-production\)](https://www.gov.uk/government/statistics/cereal-and-oilseed-rape-production)

Section 2 Methodology: Final estimates of 2022 UK cereal and oilseed production

2.1 England

Results are based on final results from the Cereal and Oilseed Rape Production Survey, a representative sample of cereal and oilseed rape growers across English regions and farm sizes and are based on the valid responses from 2,765 (55% response rate).

The Cereal and Oilseed Rape Production Survey gathers data on production tonnages and moisture content for the various cereal and oilseed rape crops and seeks confirmation of the planted areas for these crops gathered from the June Census of Agriculture and Horticulture.

Moisture content adjustment

Production is typically standardised to 14.5% moisture content for cereals and 9.0% for oilseed rape but the prolonged hot and dry conditions this year have led to lower average moisture contents in the harvested crops. Following discussions with stakeholders we have agreed that the 2022 production data will only be adjusted for farms which have reported moisture content above 14.5% for cereals and 9.0% for oilseed rape. Any production data which has been reported with lower moisture contents has not been adjusted. In an average year this would make little difference to the production total, e.g. in 2021, this new approach would have reduced wheat production by only 0.1%.

We plan to retain this new methodology every year from now on to give a more representative estimate of the volume of actual crop available for use in the industry.

2.2 Wales

No yield data were collected for Wales. The Welsh production figures have been estimated on a regional basis within Wales using the final regional results of the June 2021 Survey, extrapolated to match the June 2022 final results, along with the yields for the English regions bordering Wales. Final results for Wales were published on 16 November by the Welsh Government on their [website \(https://gov.wales/survey-agriculture-and-horticulture-june-2022\)](https://gov.wales/survey-agriculture-and-horticulture-june-2022).

For further details contact Agricultural & Rural Affairs Statistics, Welsh Government, Cathays Park, Cardiff, CF10 3NQ (telephone: Cardiff 03000 255049). E-mail: stats.agric@gov.wales

2.3 Scotland

The 2022 final estimates of yield and production are based on land use areas estimated from Single Application Form (SAF) data returns. A panel of experts from the Scottish cereal industry also provide their final estimates of harvest yields and these are applied to final figures for areas sown. For further details contact Scottish Government: RESAS Statistics (Agriculture). Email: agric.stats@gov.scot

2.4 Northern Ireland

No final data has been produced in Northern Ireland this year. Therefore, the 2021 Northern Irish production figures have been carried forward to compile the UK final results for 2022. If you have any queries, please contact DAERAsurveys@daera-ni.gov.uk

2.5 Data notes

The cereal production (tonnage) figures include tail corn, cereals still to be harvested for grain, grain to be crimped and cereals intended for seed production. The figures exclude crops which have become unfit for harvesting, carryover stocks from the 2021 harvest, bought in grain and crops harvested as wholecrop for silage.

2.6 Provisional 2023 harvest statistics

Provisional England results are expected to be published in October 2023, with UK estimates published in December 2023. The definitive publication date will be announced on the [research and statistics \(https://www.gov.uk/search/research-and-statistics\)](https://www.gov.uk/search/research-and-statistics) webpage on gov.uk.

2.7 Feedback

We welcome feedback and any thoughts to improve the publication further. Please send any feedback to: farming-statistics@defra.gov.uk.

Section 3: What you need to know about this release

3.1 Contact details

Responsible statistician: Helen Mason

Team: Farming Statistics - Department for Environment, Food and Rural Affairs

Email: farming-statistics@defra.gov.uk

Tel: 0300 060 0170

3.2 National statistics status

National Statistics status means that our statistics meet the highest standards of trustworthiness, quality and public value, and it is our responsibility to maintain compliance with these standards.

The continued designation of these statistics as National Statistics was confirmed in 2014 following a [full assessment](#) (<https://www.statisticsauthority.gov.uk/publication/statistics-on-agriculture/>) by the UK Statistics Authority against the [Code of Practice for Statistics](#) (<https://www.statisticsauthority.gov.uk/code-of-practice/>).

Since the last review of these statistics in 2014, we have continued to comply with the Code of Practice for Statistics, and have made improvements including:

- Reviewed and amended the validation checks carried out on response data including validation against new administrative data sources to better assure ourselves of the quality of the statistics.
- Enhanced trustworthiness by removing pre-release access

For general enquiries about National Statistics, contact the National Statistics Public Enquiry Service:

Tel: 0845 601 3034

Email: info@statistics.gov.uk.

You can find National Statistics on the internet [on the Gov.uk website](#). (<http://www.statistics.gov.uk/>)

[↑ Back to top](#)
